



Bikes & Gear

Product Widget Wireframes (All Breakpoints)

v1.2

.....
Revision **NA**

.....
Published **May 27, 2016**

.....
Feedback Due

The information contained in this document is confidential and proprietary and may not be shared with anyone outside Rodale without prior permission.

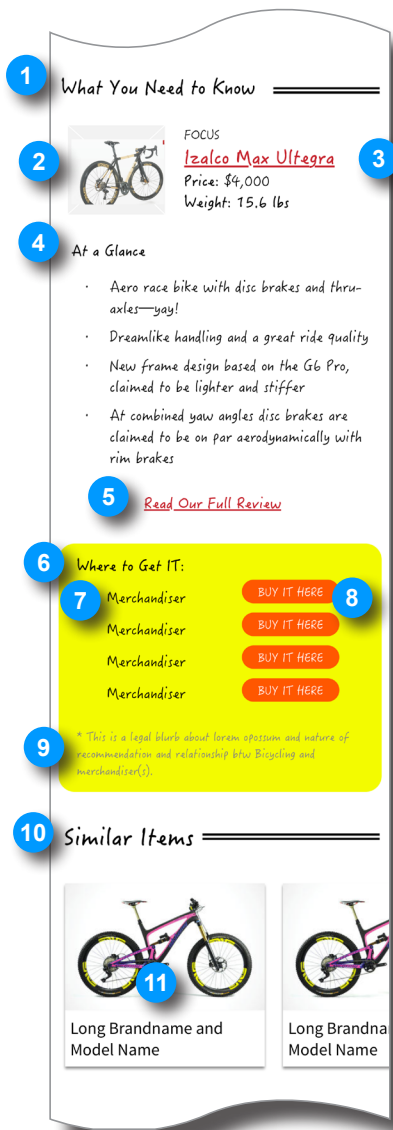
©2016 Rodale Inc.

Table of Contents

Table of Contents	2
Mobile 'Product Widget' - (Overview)	3
Mobile 'Product Widget' - (In Context: 'Review' Page)	4
Mobile 'Product Widget' - (In Context: 'Buyer's Guides,' 'Best Ofs,' 'Video,' & 'News')	5
Tablet 'Product Widget' - (Overview)	6
Tablet 'Product Widget' - (In Context: 'Review' Page)	7
Desktop 'Product Widget' - (Overview)	8
Desktop 'Product Widget' - (In Context: 'Review' Page)	9

Updates in this version:

Mobile 'Product Widget' - (Overview)



NOTES

This wireframe represents an overview of the Mobile 'Product Widget' with all elements visible. For actual appearance of widget, see following 'In Context' pages.

Where are widgets displayed?

Widgets will be surfaced at the base of Articles, Slideshows, and Videos that have been linked/tagged with a product node. In later releases, consideration is being given to inclusion of a widget *within* the content well instead of the base of the article.

Product Fields

Product fields are defined at the product node level. Depending on a number of conditions (manual and dynamic), fields will either be displayed or suppressed from the widget - these conditions are captured in the below notes.

1. Text: What You Need To Know (subheader)

Creative Note: Subheader design should be subordinate to standard brand subheader.

2. Control: Product Thumbnail (image)

Thumbnail derived from product Main Image defined at product node level.

DISPLAY IF populated, OTHERWISE suppress and LEFT-align Product Meta Data.

On TAP, LOAD 'Product Overlay'

3. Text: Product Meta Data (dynamic)

Meta Data defined at product node level, Includes:

- Brand
- Product Name - On TAP, LOAD 'Product Overlay'
- MSRP Price (\$)
- Weight (lbs or gm depending on product type)

DISPLAY (IF Populated)

4. Text: At a Glance (subheader and bullet list)

Brief editorial shortlist of key product points defined at product node level. DISPLAY or SUPPRESS manually by edit at host page level.

5. Control: Read Our Full Review (dynamic link)

DISPLAY ON

Host pages w primary tag=Buyer's Guides, Best Ofs, Videos, or News (NOT "review")

IF

Review content for product node exists (article w primary tag='Review'.

6. Text: Where to Get It (subheader)

DISPLAY (IF 'Merchandiser' values defined at product node level) OTHERWISE suppress entire highlighted (yellow) area.

7. Text: Merchandiser Name (dynamic)

Between 1 and 4 merchandisers can be selected/defined @ product node level. DISPLAY (IF Populated)

8. Control: Buy It Here (button)

IF 'Merchandiser' value defined, AND URL value defined (by edit at product node level), THEN display button for ea merchandiser.

TBD - LATER RELEASES, MAY BE API DRIVEN... IF SO, Price AND Sale Price per Merchandiser would also be displayed. On TAP, LOAD new window with Merchandiser product page.

9. Text: Disclaimer

Legal copy regarding partnership/revshare.

10. Similar Items Widget (Subheader and Swipable Queue)

Subheader: "Similar Items"

DISPLAY 3 cards for products of corresponding Product Subcategory.

11. Product Card

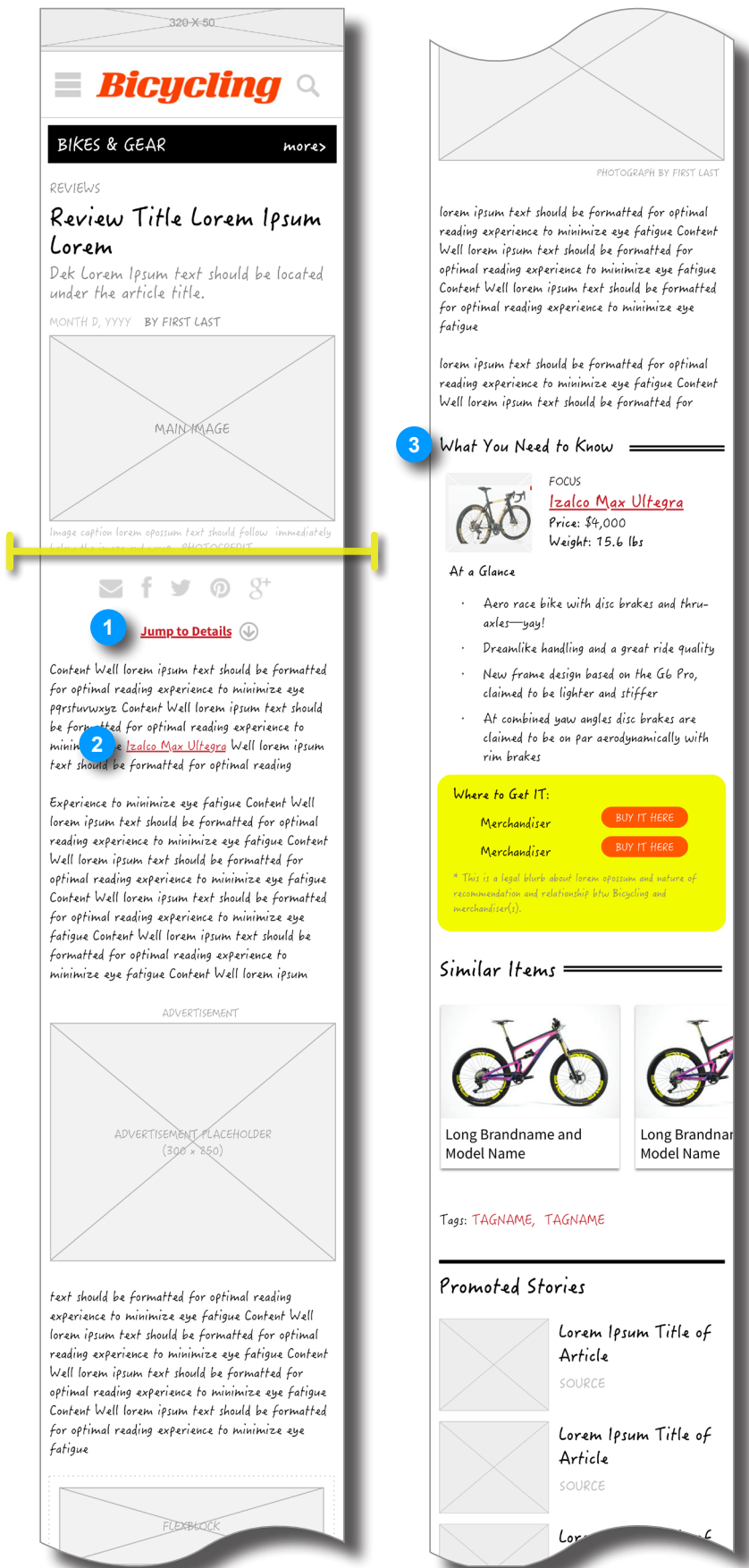
Includes:

- Product Thumbnail Override Image
- Brand
- Product Name/Model

- Price (\$) WHILE NOT a Bicycling requirement, future releases AND/OR other brands may require displaying PRICE here - build

- Sale Price (\$) WHILE NOT a Bicycling requirement, future releases AND/OR other brands may require displaying SALE PRICE here - build for it. ON Tap, LOAD 'Product Overlay'

Mobile 'Product Widget' - (In Context: 'Review' Page)

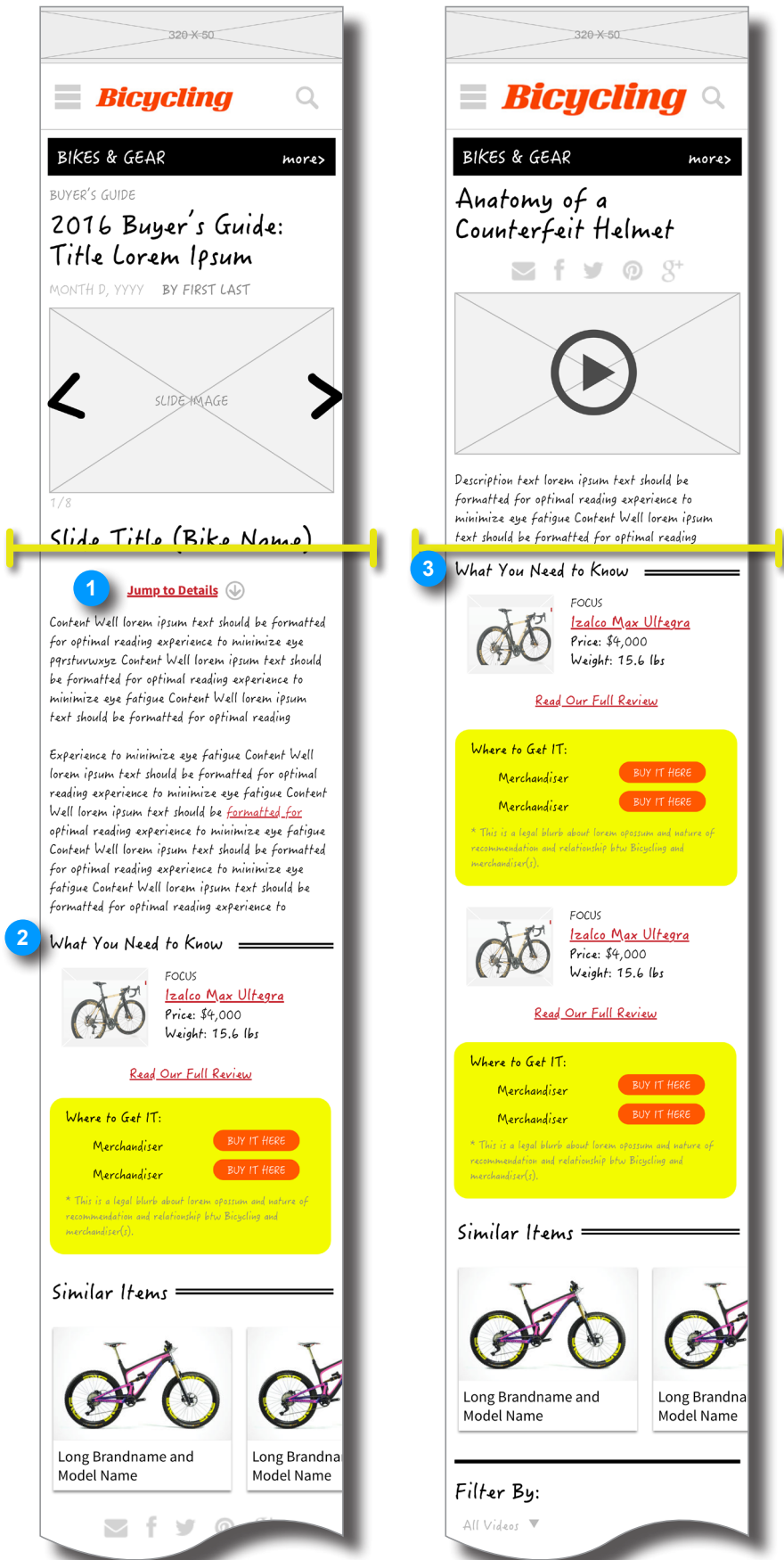


NOTES

This wireframe represents a view of the Mobile 'Product Widget' as it could appear on a Full Product 'Review' page ('Article' drupal template) as seen @ mobile breakpoint.

- 1. **Control: Anchor Link to Product Widget**
DISPLAY or SUPPRESS manually by edit at host page level.
ON Tap, drop to Product Widget at base of article.
- 2. **Control: Inline Product Link**
ON Tap, LOAD "Product Overlay".
- 3. **Product Widget**
SUPPRESS:
Read Our Full Review (dynamic link)
The "Read Our Full Review" link is not displayed on Review pages (articles with primary tag=review)

Mobile 'Product Widget' - (In Context: 'Buyer's Guides,' 'Best Of,' 'Video,' & 'News')



NOTES

This wireframe represents a view of the Mobile 'Product Widget' as it could appear on a brief writeup/blurb such as a Buyer's Guide, Best Of, or News (Slideshow drupal template shown here) as seen @ mobile breakpoint.

1. Control: Anchor Link to Product Widget

DISPLAY or SUPPRESS manually by edit at host page level.

ON Tap, drop to Product Widget at base of article.

2. Product Widget

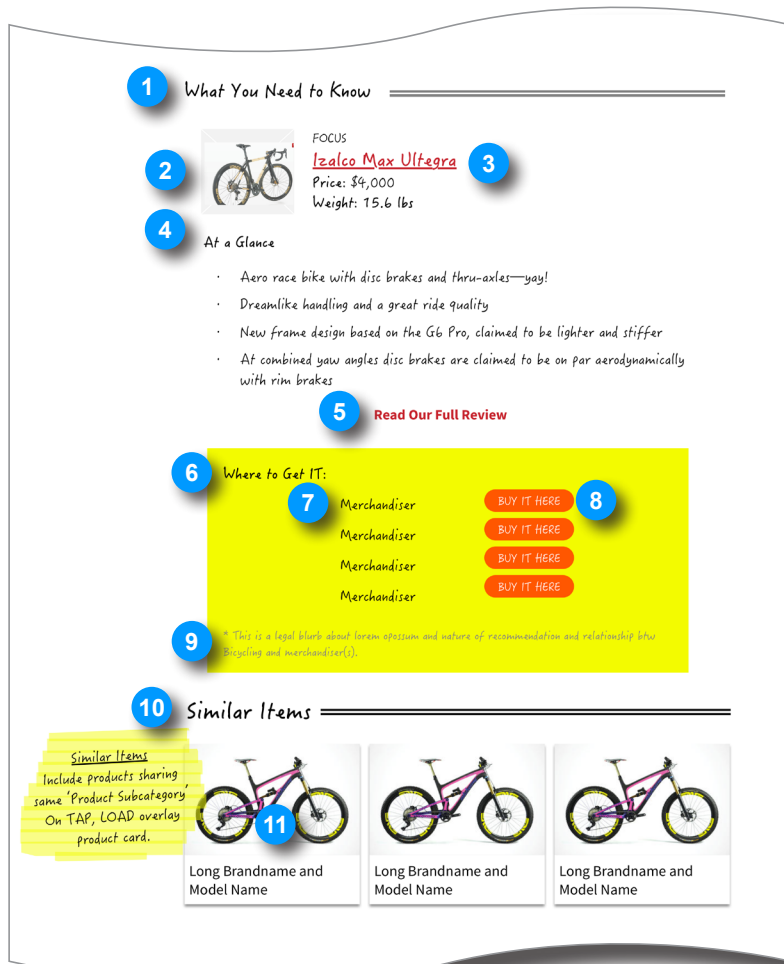
IN THIS EXAMPLE: DISPLAYED LINK
Control: Read Our Full Review (dynamic link)
DISPLAYED on host pages w primary tag=Buyer's Guides, Best Of's, Videos, or News (NOT "review")
IF
Review content for product node exists (article w primary tag='Review'.

IN THIS EXAMPLE, SUPPRESSED TEXT
Text: At a Glance (subheader and bullet list)
Brief editorial shortlist of key product points defined at product node level.
SUPPRESS manually by edit at host page level.

3. Product Widget

IN THIS EXAMPLE: 2 PRODUCTS
IF multiple Product Nodes tagged on host page, THEN display relevant product fields for ea product, without duplicitous 'What you need to know' subheader.

Tablet 'Product Widget' - (Overview)



NOTES

This wireframe represents an overview of the Tablet 'Product Widget' with all elements visible. For actual appearance of widget, see following 'In Context' pages.

Where are widgets displayed?

Widgets will be surfaced at the base of Articles, Slideshows, and Videos that have been linked/tagged with a product node. In later releases, consideration is being given to inclusion of a widget *within* the content well instead of the base of the article.

Product Fields

Product fields are defined at the product node level. Depending on a number of conditions (manual and dynamic), fields will either be displayed or suppressed from the widget - these conditions are captured in the below notes.

1. Text: What You Need To Know (subheader)

Creative Note: Subheader design should be subordinate to standard brand subheader.

2. Control: Product Thumbnail (image)

Thumbnail derived from product Main Image defined at product node level.

DISPLAY IF populated, OTHERWISE suppress and LEFT-align Product Meta Data.

On TAP, LOAD 'Product Overlay'

3. Text: Product Meta Data (dynamic)

Meta Data defined at product node level, Includes:

- Brand
- Product Name - On TAP, LOAD 'Product Overlay'
- MSRP Price (\$)
- Weight (lbs or gm depending on product type)

DISPLAY (IF Populated)

4. Text: At a Glance (subheader and bullet list)

Brief editorial shortlist of key product points defined at product node level. DISPLAY (IF Populated)

5. Control: Read Our Full Review (dynamic link)

DISPLAY ON

Host pages w primary tag=Buyer's Guides, Best Of's, Videos, or News (NOT "review")

IF

Review content for product node exists (article w primary tag='Review')

6. Text: Where to Get It (subheader)

DISPLAY (IF 'Merchandiser' values defined at product node level) OTHERWISE suppress entire highlighted (yellow) area.

7. Text: Merchandiser Name (dynamic)

Between 1 and 4 merchandisers can be selected/defined @ product node level. DISPLAY (IF Populated)

8. Control: Buy It Here (button)

IF 'Merchandiser' value defined, AND URL value defined (by edit at product node level), THEN display button for ea merchandiser.

TBD - LATER RELEASES, MAY BE API DRIVEN... IF SO, Price AND Sale Price per Merchandiser would also be displayed. On TAP, LOAD new window with Merchandiser product page.

9. Text: Disclaimer

Legal copy regarding partnership/revshare.

10. Similar Items Widget (Subheader and Queue)

Subheader: "Similar Items"

DISPLAY 3 cards for products of corresponding Product Subcategory.

11. Product Card

Includes:

- Product Thumbnail Override Image
- Brand
- Product Name/Model

- Price (\$) WHILE NOT a Bicycling requirement, future releases AND/OR other brands may require displaying PRICE here - build for it.

Price (\$), Bicycling requirement, future releases AND/OR other brands may require displaying SALE PRICE here - build for it. ON Tap, LOAD 'Product Overlay'

Tablet 'Product Widget' - (In Context: 'Review' Page)



NOTES

This wireframe represents a view of the Mobile 'Product Widget' as it could appear on a Full Product 'Review' page ('Article' drupal template) as seen @ tablet breakpoint.

1. Control: Anchor Link to Product Widget

DISPLAY or SUPPRESS manually by edit at host page level.

ON Tap, drop to Product Widget at base of article.

2. Control: Inline Product Link

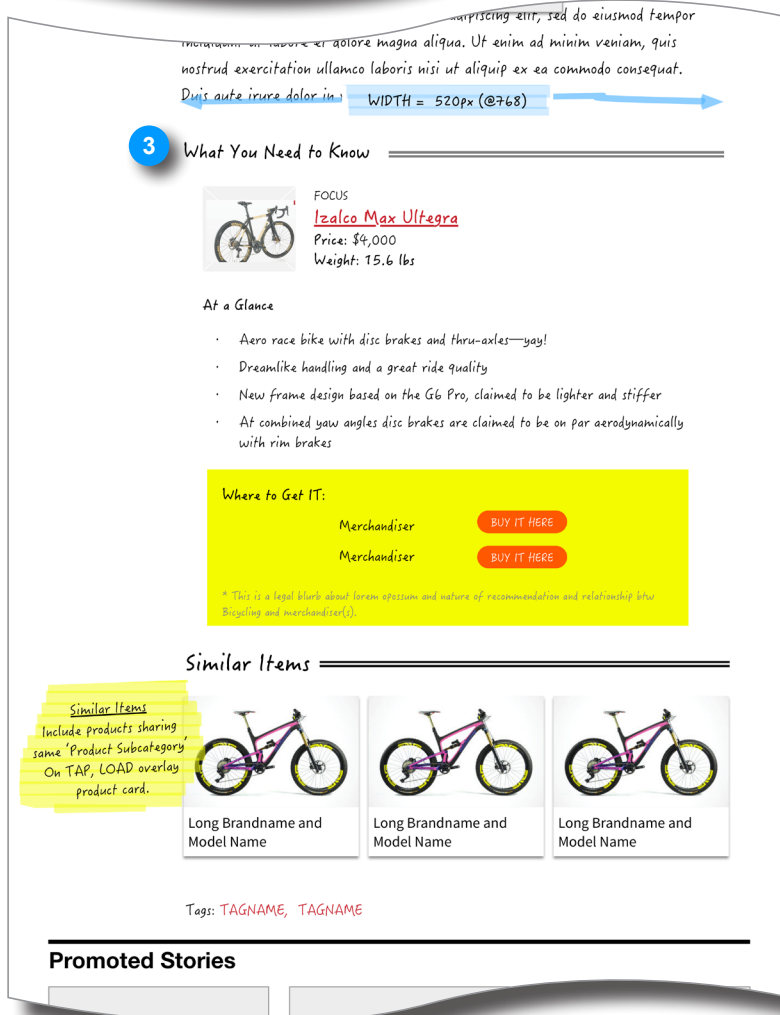
ON Tap, LOAD "Product Overlay".

3. Product Widget

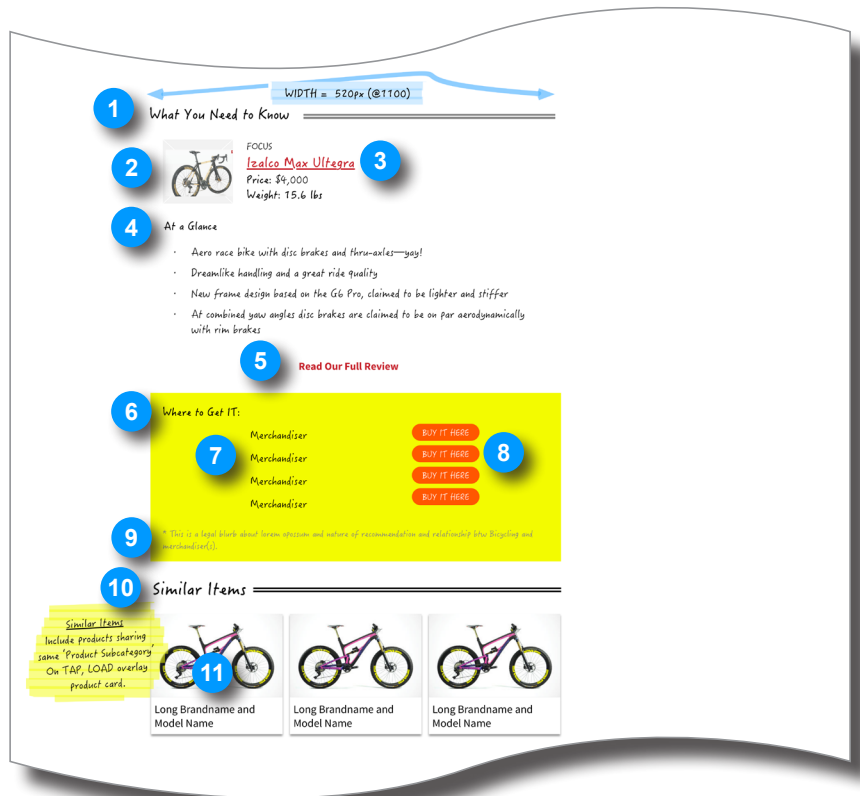
SUPPRESS:

[Read Our Full Review](#) (dynamic link)

The "Read Our Full Review" link is not displayed on Review pages (articles with primary tag=review)



Desktop 'Product Widget' - (Overview)



NOTES

This wireframe represents an overview of the Desktop 'Product Widget' with all elements visible. For actual appearance of widget, see following 'In Context' pages.

Where are widgets displayed?

Widgets will be surfaced at the base of Articles, Slideshows, and Videos that have been linked/tagged with a product node. In later releases, consideration is being given to inclusion of a widget *within* the content well *instead* of the base of the article.

Product Fields

Product fields are defined at the product node level. Depending on a number of conditions (manual and dynamic), fields will either be displayed or suppressed from the widget - these conditions are captured in the below notes.

1. Text: What You Need To Know (subheader)

Creative Note: Subheader design should be subordinate to standard brand subheader.

2. Control: Product Thumbnail (image)

Thumbnail derived from product Main Image defined at product node level.

DISPLAY IF populated, OTHERWISE suppress and LEFT-align Product Meta Data.

On Click, LOAD 'Product Overlay'

3. Text: Product Meta Data (dynamic)

Meta Data defined at product node level, Includes:

- Brand
- Product Name - On Click, LOAD 'Product Overlay'
- MSRP Price (\$)
- Weight (lbs or gm depending on product type)

DISPLAY (IF Populated)

4. Text: At a Glance (subheader and bullet list)

Brief editorial shortlist of key product points defined at product node level. DISPLAY (IF Populated)

5. Control: Read Our Full Review (dynamic link)

DISPLAY ON

Host pages w primary tag=Buyer's Guides, Best Of's, Videos, or News (NOT "review")

IF

Review content for product node exists (article w primary tag='Review').

6. Text: Where to Get It (subheader)

DISPLAY (IF 'Merchandiser' values defined at product node level) OTHERWISE suppress entire highlighted (yellow) area.

7. Text: Merchandiser Name (dynamic)

Between 1 and 4 merchandisers can be selected/defined @ product node level. DISPLAY (IF Populated)

8. Control: Buy It Here (button)

IF 'Merchandiser' value defined, AND URL value defined (by edit at product node level), THEN display button for ea merchandiser. TBD - LATER RELEASES, MAY BE API DRIVEN... IF SO, Price AND Sale Price per Merchandiser would also be displayed. On Click, LOAD new window with Merchandiser product page.

9. Text: Disclaimer

Legal copy regarding partnership/revshare.

10. Similar Items Widget (Subheader and Queue)

Subheader: "Similar Items"

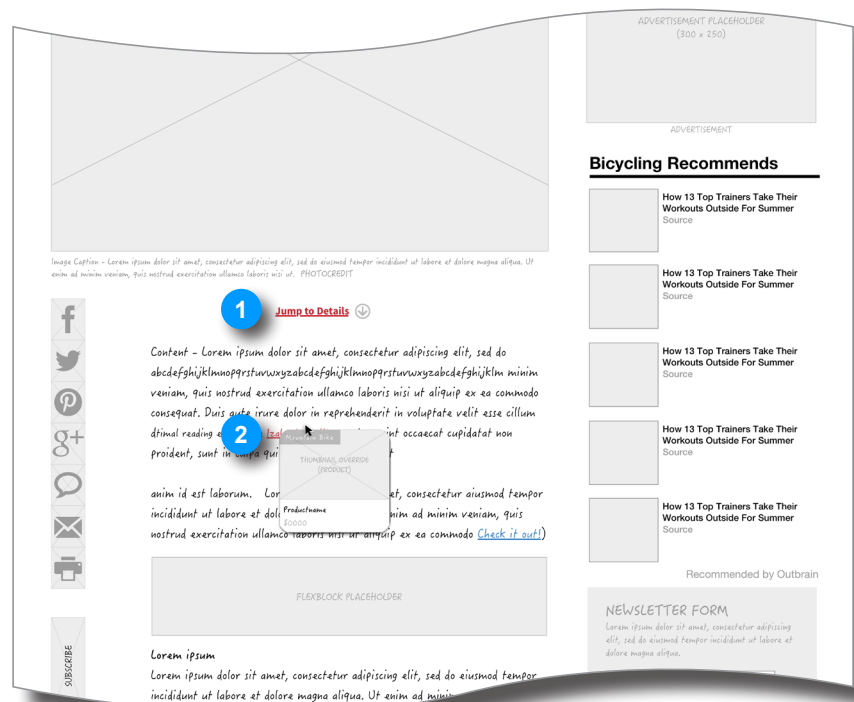
DISPLAY 3 cards for products of corresponding Product Subcategory.

11. Product Card

Includes:

- Product Thumbnail Override Image
- Brand
- Product Name/Model
- Price (\$) WHILE NOT a Bicycling requirement, future releases AND/OR other brands may require displaying PRICE here - build for it.
- Price (\$), May 27, 2016 Bicycling requirement, future releases AND/OR other brands may require displaying SALE PRICE here - build for it. ON Click, LOAD 'Product Overlay'

Desktop 'Product Widget' - (In Context: 'Review' Page)



NOTES

This wireframe represents a view of the Mobile 'Product Widget' as it could appear on a Full Product 'Review' page ('Article' drupal template) as seen @ desktop breakpoint.

1. Control: Anchor Link to Product Widget

DISPLAY or SUPPRESS manually by edit at host page level.

ON Click, drop to Product Widget at base of article.

2. Control: Inline Product Link

ON Click, LOAD "Product Overlay".

3. Product Widget

SUPPRESS:
Read Our Full Review (dynamic link)

The "Read Our Full Review" link is not displayed on Review pages (articles with primary tag=review)

